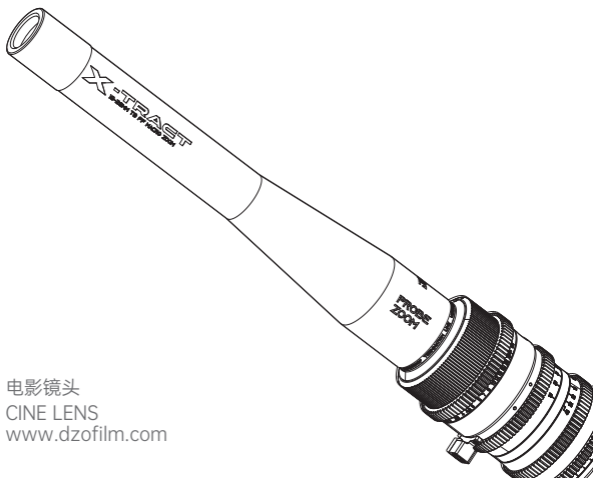


DZOFILM

DZOFILM X-TRACT 18-28MM LENS USER'S MANUAL

萃系列探针变焦镜头使用说明书



电影镜头

CINE LENS

www.dzofilm.com

Contents

Introduction	1
Safety Notes.....	1
Lens Introduction.....	2
Lens Control	3
Specification.....	5
After-sales Service	6
The Name and Content of Hazardous Substances.....	8

Note

Click to go

Users can read the table of content(TOC) to have an overview of the Arles Product Manual. Please click on the title or link to jump to the TOC.

Search keyword

The Search-keyword Function is available in PDF Document. For example, In WPS Office, Windows users can search keywords with the keyboard shortcut <Ctrl+F> and Mac users can execute the same function with shortcut <Command+F>.

Introduction

Thank you for choosing DZOFILM!

DZOFILM designs and manufactures high-performance full-frame cine lenses built to meet the needs of filmmakers and content creators. Focused on innovation, consistency, and ease of use, our lenses deliver exceptional optical quality and versatility. Whether for feature films, documentaries, commercials, or any other cinematic project, DZOFILM lenses provide sharp, high-resolution imagery and beautiful bokeh, enhancing your video creations with a distinctive cinematic look.

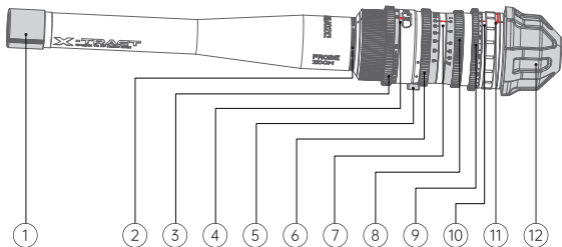
At DZOFILM, we are committed to simplifying the creative process by offering reliable and efficient tools that inspire filmmakers to push the boundaries of their craft. From advanced optical design to sleek and durable construction, our lenses support both seasoned professionals and emerging talents in capturing their artistic vision. creations with a distinctive cinematic look.

Safety Notes

- Please do not watch the sun or bright light source through the lens or camera, otherwise it will cause visually disabled;
- Never use organic solvents such as paint thinner or benzene to clean the lens;
- Attach the front and rear caps when the lens is not in use;
- Store the lens and filter in cool, dry locations to prevent mold and rust. Do not store in direct sunlight or with naphtha or camphor moth balls;
- Please keep the lens dry and wipe the water droplets off if there are water droplets on the glass surface;
- Leaving the lens near heater or in other extremely hot locations could cause damage or warping;
- Use a blower to remove dust and lint from the glass surfaces of the lens or filter. To remove smudges and fingerprints, apply a small amount of lens cleaner to a soft, clean cotton cloth or lens-cleaning tissue and clean from the center outwards using a circular motion. Do not leave smears or touch the glass with your finger.

Lens Introduction

- | | |
|----------------------------|------------------------------------|
| ① Front Cap | ⑦ Aperture&Focal Length Index Line |
| ② Waterproof Boundary Line | ⑧ Aperture Ring |
| ③ Focus Ring | ⑨ Lens Rotating Ring |
| ④ Focus Index Line | ⑩ Angle Index Line |
| ⑤ Y Bracket | ⑪ Rotation Lock Switch |
| ⑥ Zoom Ring | ⑫ Rear Cap |

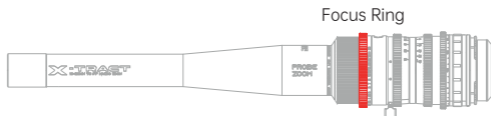


1. Focus Function

Function Description:

The focus function is used to adjust the focus of the lens, ensuring that the subject of the shot is clear. By adjusting the focal length, you can change the clarity of the image for both close-up and long-distance shots.

- **Adjust the Focus:** Rotate the focus ring to adjust the focus. Turn it clockwise to focus on nearer subjects and counterclockwise to focus on distant objects.
- **Fine Adjustments:** For macro or close-up shots, it is recommended to make fine adjustments to the focus to ensure sharp detail.

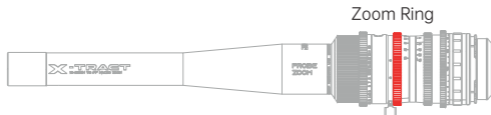


2. Zoom Function

Function Description:

The zoom function allows you to adjust the focal length of the lens, changing the perspective of the shot. By zooming in or out, you can switch between wide-angle and telephoto views to suit different shooting scenarios.

- **Adjust the Zoom:** Rotate the zoom ring to smoothly transition between focal lengths.

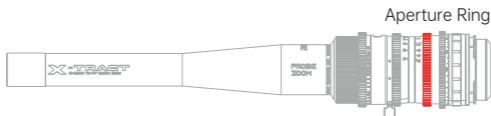


3. Aperture Ring

Function Description:

The aperture ring controls the size of the lens aperture, which in turn affects the amount of light entering the camera, as well as the exposure and depth of field of the image.

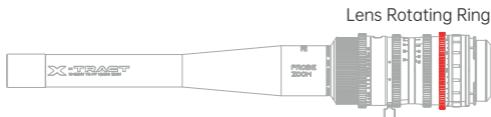
- **Rotate the Aperture Ring:** Rotate the aperture ring to adjust the aperture size.



4. Rotating Lens

Function Description:

The rotating ring function is used to adjust the angle of the lens scale display, preventing difficulties in reading due to obstructions on one side.

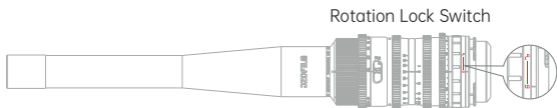


5. Rotation Lock

Function Description:

The rotation lock function is used to secure the rotation angle of the lens, preventing unintended rotation during shooting and ensuring stable shooting angles, particularly useful for precision-controlled shots.

- **Lock the Rotation:** Once the lens is at the desired angle, rotate and lock the **Rotation Lock Switch** to secure the position.
- **Unlock the Rotation:** Loosen the lock ring or knob to unlock the rotation and make adjustments to the angle as needed.



Specification

Name	X-tract
Colour	Black
Focal Length	18-28mm
Optical Axis Angle	0°
Mount	PL
Aperture	T8-T45
Image Circle	φ43.2mm (FF)
Construction of Optics	25 Elements in 18 Group
Flange Distance	52mm
Closest Focusing Distance (from sensor plane)	473mm
Closest Focusing Distance (from lens front)	6mm
Zoom Ratio	1.55x
Max.Mag.Ratio	2.1x*
Iris Control	Manual (72°)
Focus Control	Manual (300°)
Zoom Control	Manual (100°)
Length (from lens front to flange plane)	415mm
Iris Blade	10 Pcs
Gear Pitch	0.8 Mod
Material	Aluminum Alloy
Weight(Product)	1089g
Accessory	Front Cap*1 Rear Cap*1 Shim Set*1 UV Filter*1 O-Type Quick-Release Clamp (big) *1 O-Type Quick-Release Clamp (small) *2

After-sales Service

How to Obtain After-Sales Service

If a product does not function as warranted during the warranty period, you may obtain after-sales service by contacting DZOFILM support team or DZOFILM's authorized dealers. Charges may apply for services not covered by this After-Sales Policy. The After-Sales Policy varies with the country or region of purchase. Please contact DZOFILM for information specific to your location.

Warranty Service

DZOFILM grants a minimum warranty period of one year from the date of purchase for lenses purchased through DZOFILM's official dealers. DZOFILM warrants that each DZOFILM product that you purchase will be free from material and workmanship defects under normal use in accordance with DZOFILM's user manual and accompanying documentation during the warranty period. You may claim warranty service by returning it to the point of purchase. The owner is responsible for all shipping costs. The warranty period varies with the country or region of purchase. Stored proof of purchase in a safe place, as you will need to provide a valid proof-of-purchase for the warranty service. Parts replaced during the warranty service become DZOFILM's property.

Service Outside the Warranty Period

Request for after-sales service will normally be accepted within a period of roughly 5 years following the end of production, during which time spares will be kept on hand, although owners may be offered an equivalent product during this period in the event that spares are not available. The specific cost standard is subject to DZOFILM's quotation. Compatibility with consumables and accessories for the original product is not guaranteed. To prevent waste, DZOFILM may collect returned parts or products.

Service Turn Around Time

After we receive the product, the after-sales service will generally be completed within two weeks. This turn around time does not include the time of return shipping. If there are special circumstances, we will notify you in advance.

What This After-Sales Policy Does NOT Cover

This after-sales policy does not cover the following and charges may apply:

- × No valid proof-of-purchase of the product;
- × Damage caused by unauthorized modification, disassembly, or repair not in accordance with official instructions or manuals;
- × Damage caused by improper installation and operation not in accordance with official instructions or manuals;
- × Damage caused by the storage environment not in accordance with official instructions or manuals;
- × Damage caused by operation in bad weather or environment (i.e. rain, sand/dust storms, humid environment, etc.);
- × Damage caused by, any third party products, including those that DZOFILM may provide or integrate into the DZOFILM product at your request;
- × Damage caused by any third-party product;
- × Damage caused by force majeure;
- × Consumable accessories and optional parts that come with this product.

Privacy

DZOFILM obeys all applicable laws and regulations concerning the handling of names, addresses, phone numbers, and other personal information provided by users.

The Name and Content of Hazardous Substances

Part Name	Hazardous Substances					
	Pb	Hg	Cd	Cr(VI)	PBB	PBDE
Lens Shell	○	○	○	○	/	/
Inner Mechanics	×	○	○	○	/	/
Optics	○	○	○	○	/	/
Other Parts	○	○	○	○	○	○

This table is formulated in accordance of SJ/T11364.

○: Indicates that the concentration of the hazardous substance in all homogeneous materials in the parts is below the relevant threshold of the GB/T26572 standard.

×: Indicates that the concentration of the hazardous substance of at least one of all homogeneous materials in the parts may be above the relevant threshold of the GB/T26572 standard.

目录

简介	1
安全注意事项	1
镜头介绍	2
镜头控制	3
技术规格	5
售后服务	6
产品中有害物质的名称及含量	7

阅读小贴士

点击跳转

用户可以通过目录了解说明书整体结构，点击标题或链接即可跳转到相应页面。

快速搜索关键词

PDF电子文档可以使用查找功能快速搜索关键词。例如在WPS PDF文档中，Windows用户使用快捷键Ctrl+F，Mac用户使用Command+F即可快速搜索关键词。

简介

感谢您选择 DZOFILM!

DZOFILM 设计并制造高性能的全画幅电影镜头，致力于满足电影制作人和内容创作者的需求。我们的镜头以创新性、一致性和易用性为核心，旨在提供卓越的光学质量和多功能性。无论是电影、纪录片、广告还是其他影像项目，DZOFILM 镜头都能呈现清晰、高分辨率的图像，并带来柔美的焦外效果，为您的视频创作增添独特的电影感。

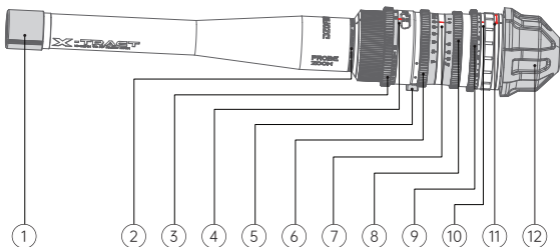
在 DZOFILM，我们致力于简化创作过程，提供可靠且高效的工具，激励电影创作者突破艺术创作的界限。从先进的光学设计到精致耐用的镜头构造，我们的镜头为资深专业人士和新兴人才提供支持，助力他们实现艺术视野。

安全注意事项

- 请勿透过镜头或摄影机观看太阳或明亮的光源，否则会使视力受损；
- 切勿使用涂料稀释剂或苯等有机溶剂清洁镜头；
- 不使用镜头时，请盖上镜头前后盖；
- 为防止发霉，请将镜头和滤镜存放在阴凉、干燥的地方，切不可存放在直射阳光下，也不要与石脑油或樟脑丸放在一起；
- 请保持镜头干燥，如受潮或有水滴请擦拭干净后存放；
- 勿将镜头放置在加热器旁或其他极其炎热的地方，可能导致损坏或变形；
- 请使用吹气球去除镜头或滤镜玻璃表面的灰尘，若要去除污点和指纹，可使用一块滴有少许镜头清洁剂的干净软绵布或镜头清洁纸，以圆周运动方式从里向外进行清洁，注意不要留下污渍，也不要用手指触摸玻璃。

镜头介绍

- ① 镜头前盖
- ② 防水界限线
- ③ 对焦环
- ④ 对焦距离指示线
- ⑤ Y形支撑杆
- ⑥ 变焦环
- ⑦ 光圈&焦距指示线
- ⑧ 光圈环
- ⑨ 镜头旋转环
- ⑩ 角度指示线
- ⑪ 旋转锁定开关
- ⑫ 镜头后盖



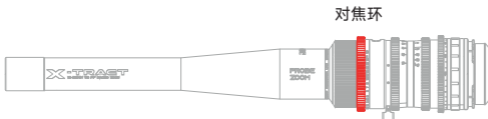
镜头控制

1. 对焦功能

功能描述

对焦功能用于调节镜头的焦点，使拍摄的对象变得清晰。通过调整焦距，您可以改变图像的清晰度，确保近距离或远距离的拍摄效果理想。

- **调整对焦功能：** 旋转对焦环来调节焦点，顺时针旋转将焦点移至近距离，逆时针旋转则将焦点移至远距离。
- **精细调节：** 在微距或近距离拍摄时，建议小幅度调整焦点，以确保细节清晰。

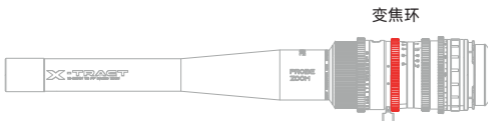


2. 变焦功能

功能描述

变焦功能允许您调节镜头的焦距范围，从而改变拍摄画面的视角。通过变焦，您可以实现从广角到远摄的转换，适应不同拍摄场景的需求。

- **调整变焦功能：** 旋转变焦环以平滑地改变焦距。

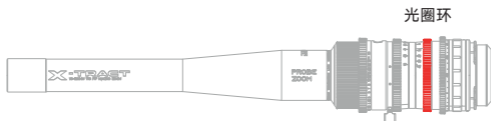


3. 光圈环

功能描述

光圈环用于控制镜头的光圈大小，从而影响进入相机的光量子，并且能够改变图像的曝光量和景深效果。

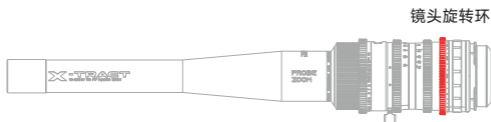
- 旋转光圈环：通过旋转光圈环来调节光圈大小。



4. 旋转镜头

功能描述

旋转环用于调整镜头刻度显示的角度，避免因某侧遮挡导致读数困难。

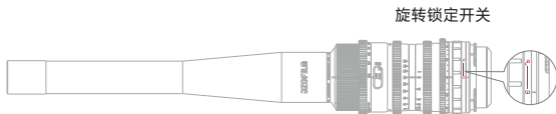


5. 锁定旋转

功能描述

锁定旋转功能用于固定镜头的旋转角度，防止在拍摄过程中意外旋转，确保拍摄角度保持稳定，特别适合需要精准控制拍摄角度的场合。

- 锁定旋转：当镜头调整到理想角度后，旋转锁定环到锁定位置进行锁定。
- 解除锁定：旋转锁定环到解锁位置，解除锁定以进行旋转角度的调整。



技术规格

名称	萃
颜色	黑色
焦距	18-28mm
光轴角度	0度
卡口	PL
光圈	T8-T45
最大像面	φ43.2mm (FF)
镜片组	25片18组
法兰距	52mm
最近对焦距离 (到传感器平面)	473mm
最近对焦工作距离 (到镜头最前端)	6mm
变焦倍率	1.55x
最大放大倍率	2.1x*
光圈控制	手动 (72°)
对焦控制	手动 (300°)
变焦控制	手动 (100°)
长度 (从镜头前端面至法兰面)	415mm
叶片数量	10
齿轮齿距	模数0.8
材质	铝合金
重量	1089g
配件	镜头前盖*1 镜头后盖*1 垫片盒*1 UV保护镜*1 O形状快拆夹具(大)*1 O形状快拆夹具(小)*2

售后服务

如何获得售后服务：在保修期间，若产品不能实现所保证的功能，请联系DZOFILM以获取相应的售后服务。保修以外的服务可能会收取费用。售后服务政策的内容可能因地而异，如欲了解本地信息，请联系DZOFILM。

保修服务：凡是从我们授权的代理处购买的产品，自产品购买之日起，我们提供一年的保修服务。若产品是在按照用户手册正常使用期间发生故障，您可在保修期内将其送回至销售点进行保修，除运费、保险费等（运）杂费用外，保修服务免费提供。保修期根据出售国或销售地的不同而异；由于在保修期内进行保修时将需要使用购买凭证，请将注明日期的购买凭证存放在稳妥的地方。保修中所更换下来的配件归DZOFILM所有。

保修期外的服务：本产品的配件可在停产后大约持有5年，用户一般可在此期间请求维修、更换服务，具体费用标准以本地信息为准。在配件不可用的情况下，可能为用户提供同等产品，此时与原产品耗材和配件的兼容性不予保证。为杜绝浪费，DZOFILM可能会收集返修部件或产品。

售后服务周期：我们收到产品后，一般情况下会在两周内完成售后服务，这不包括来回运输的时间。如有特殊情况，我们会提前通知您。

非售后政策保障范围：本政策不涵盖以下情况，但可实行收费维修：

- × 无购买凭证；
- × 发生非官方说明书指导的私自改装、拆解，以及自行维修等行为而造成的损坏；
- × 未按说明书指导的不正确安装和操作所造成的损坏；
- × 未按说明书指导的存放环境导致的产品损坏；
- × 在恶劣的环境下使用导致的损坏，如雨天、沙尘、潮湿环境等；
- × 与非DZOFILM认证的第三方部件同时使用时发生可靠性及兼容性问题导致的损坏；
- × 任何第三方产品所导致的故障或损坏；
- × 因不可抗力发生的损坏；
- × 随本产品之附件消耗品及选购件等。

个人联系信息的使用：DZOFILM遵循所有关于处理用户所提供的姓名、地址、电话号码以及其他个人信息的现行法律和法规。

产品中有害物质的名称及含量

部件名称	有害物质					
	铅 (Pb)	汞 (Hg)	镉 (Cd)	六价铬 (Cr(VI))	多溴联苯 (PBB)	多溴二苯醚 (PBDE)
镜头外壳部件	○	○	○	○	/	/
机械部件	×	○	○	○	/	/
光学部件	○	○	○	○	/	/
其它部件	○	○	○	○	○	○

本表格依据SJ/T11364的规定编制。

○:表示该有害物质在该部件所有均质材料中的含量均在GB/T26572规定的限量要求以下。

×:表示该有害物质至少在该部件的某一均质材料中的含量超出GB/T26572规定的限量要求。

Shenzhen Dongzheng Optical Technology Co., Ltd.

Floor 6, Building One, Xinwuxia Industrial Area, No.32, Cuibao Rd.,
Baolong St., Longgang Dist., Shenzhen 518000, China

 www.dzofilm.com

深圳市东正光学技术股份有限公司

广东深圳市龙岗区宝龙街道翠宝路32号
新屋吓工业园1栋6楼整层

 www.dzofilm.com



 www.dzofilm.com



 WECHAT: DZOFILM